



Look, cover, draw, check (Page 1 of 2)




Look at each coin, cover it up and try and draw it from memory. There is space for the obverse and reverse (heads and tails) side of each coin.


Five cent coin –
obverse (heads)




Ten cent coin –
obverse (heads)




Twenty cent coin –
obverse (heads)




Five cent coin -
reverse (tails)



Ten cent coin -
reverse (tails)



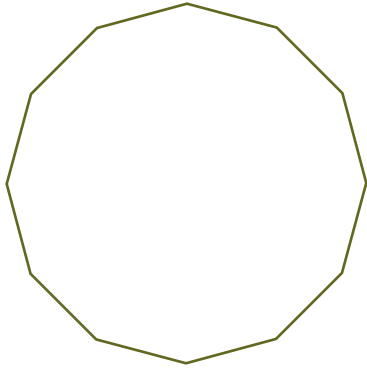
Twenty cent coin -
reverse (tails)




Look, cover, draw, check (Page 2 of 2)




Fifty cent coin –
obverse (heads)



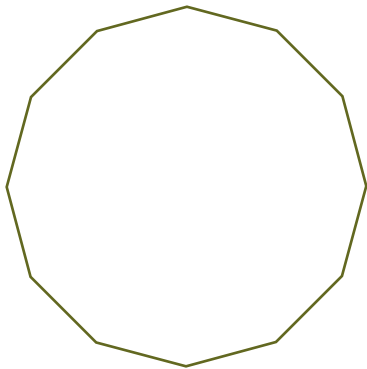
One dollar coin –
obverse (heads)




Two dollar coin –
obverse (heads)



Fifty cent coin -
reverse (tails)



One dollar coin -
reverse (tails)



Two dollar coin –
reverse (tails)

